



अखिल भारतीय आयुर्वेद संस्थान
ALL INDIA INSTITUTE OF AYURVEDA (AIIA)
(आयुष मंत्रालय, भारत सरकार के अंतर्गत स्वायत्त संस्थान)
(An Autonomous Organization under the Ministry of AYUSH, Govt. of India)

INDEX

SL NO	NAME OF THE ACTIVITY	PAGE
1	Free BMD test for the patients at risk of osteoporosis on under Ayurveda day celebration	1
2	Satellite Seminar on IPR - WAC 2022	23
3	Training program on research methodology	24
4	CME on quality management system and internal audit in medical laboratories	30
5	Handling of Bio-medical Waste- handling and Segregation	37
6	CME on Basics and clinical application of radiology	42
7	4 day seminar series on Research and publication ethics for Ph.D scholars	58
8	4-day seminar series on development of the research plan for Ph.D. scholars	61
9	4 days seminar series on analysis of literature review for Ph.D scholars	64
10	4 days seminar series on framing research questions, epidemiological methods and research for Ph.D scholars	67
11	4 days seminar series on data collection and analysis for Ph.D scholars	70
12	3 day seminar on literary research	73
13	3 day seminar on safety aspects in research	77
14	2 day seminar on Introduction to research	81
15	4 day seminar on General guidelines and steps in the research process	85
16	3 day seminar on medical statistics	89
17	3 day seminar on Preparation of research proposals in different disciplines for submission to funding agencies taking EMR-AYUSH scheme as a model	93
18	2 day seminar on classical method of research	97

गौतमपुरी, सरिता विहार, मथुरा रोड, नई दिल्ली -110076

Gautampuri, Sarita Vihar, Mathura road, NEW DELHI-110076

E-mail: aiianewdelhi@gmail.com

Phone: 011-29948658

Fax: 011-29948660

1	Department Name/ Cell / Committee	All India Institute of Ayurveda
2	Title of the event	CME on Quality Management System and Internal Audit in Medical Laboratories.
3	Nature of the event	CME and training programme on Good Clinical Laboratory Practices.
4	Level (Institutional/university/ inter-university/ state/national/ international)	Institution- Department level.
5	Date and Time	4 th - 7 th October 2021.
6	Place or online mode	AIIA - Department of Roga Nidan.
7	Resource Person(s) / Expert(s)/ Guest(s)	Dr. Naveen Jain Dr. Dileep Kumar
8	About Resource Person(s) / Expert(s)/ Guest(s)	Dr. Naveen Jain - President & Course Director - MELAP and Dr. Dileep Kumar.
9	Who are Participants	AIIA Scholars of the department - All and two lab staffs.
10	Number of participants	24
11	Attendance sheet	Submitted to MELAP for the certificates of the CME training.
12	Under which scheme	Competence development and Good Clinical Lab Practices in Quality Assurance Program.
13	Collaborative agency Government / Govt recognized body	- Institution in collaboration with MELAP
14	Sponsoring Agency	AIIA
15	Which Grant utilized	Institutional
16	Expenditure	AIIA General Fund - Approx. 2 lakhs
17	Objectives (Expected outcomes)	Knowledge and Practice of Good Clinical Lab practice and quality assurance programme.
18	Is it part of the National drive?	Yes.
19	Number of sessions	8 in 4 days
20	Content of the event	The clauses of Quality certifications as detailed in the Attached report.
21	Activities / Process	Training - Audio-visual, followed by Post test and certification.
22	Integrating issue/s	Good Clinical Lab Practices.
23	Achieved Outcomes	Knowledge and Competence development among the trained scholars and staff.

All India Institute of Ayurveda

24	Infrastructure utilized	The audio-visual mode of Department of Roga Nidan of All India - 2nd floor.
25	Certification to the participant (Sample)	Not applicable
26	Feedback with Analysis-Graphs	Not applicable
27	Scope of improvement / Future event / plan	More such future events to be organized along with other cultural programs
28	Photographs of activities with captions	Attached with report
29	Media Coverage	Not done
30	Report submitted/ sent to	Annual report
31	Award / Recognition for the event	In Annual Report


 Signature of Event In-charge
 Date


 Signature of Head
 Stamp

वैद्य शालिनी राय, एम डी., पीएच डी. (आयु.)
 Vaidya Shalini Rai, M.D., PH. D. (Ayu.)
 रोग निदान विकृति विज्ञान विभाग
 Deptt. of Roga Nidan Vikriti Vigyan
 अखिल भारतीय आयुर्वेद संस्थान, नई दिल्ली-76
 All India Institute of Ayurveda, New Delhi-76

प्रो. (डॉ.) आनंद मोरे एम. डी., पीएच डी (आयु.)
 Prof. (Dr.) Anand More M.D., PH.D (Ayu.)
 विभागाध्यक्ष - रोग निदान एवम विकृति विज्ञान
 Hod - Roga Nidan Evam Vikriti Vigyan
 अखिल भारतीय आयुर्वेद संस्थान, नई दिल्ली-110076
 All India Institute of Ayurveda, New Delhi-110076

CME On Quality Management System & Internal Audit in Medical Laboratories

(Date: - 4th to 7th October 2021)

Venue:-Department of Roga Nidana Evum Vikriti Vigyana, All India Institute of Ayurveda New Delhi

Day 1: 4th October 2021

The day started with welcome of Dr. Neeraj Jain. He is president and course director MELAP and senior pathologist running ISO 15189 accredited lab in west Delhi. All the faculty members of Roga Nidan department that is Dr Prof. Anand More sir, Dr Shalini Rai, Dr Richa Tripathi ma'am and Dr Sarita ma'am and all the Ph.D. and M.D. scholars were present. Some lab technicians and attendants were also there to attend the lecture.

He started with the presentation of the clauses under ISO 15189. The following are the clauses: -

Clause 1- Scope

Clause 2- Normative References

Clause 3

Clause 4- Management Requirements

He elaborated the clause no 4 in following sub categories-

4.1 Organization & management responsibility

- General
- Legal entity
- Ethical conduct
- Laboratory director
- Management responsibility
- Management commitment
- Need of users
- Quality policy
- Quality objectives & planning
- Responsibility, authority & interrelationships
- Communication
- Quality manager

4.2 Quality management system

- General requirements
- Documentation requirements
- Quality manual

4.3 Document control

4.4 Service agreements

- Establishment of service agreements
- Review of service agreements

4.5 Examination by referral laboratories

- Selecting and evaluating referral laboratories and consultants
- Provision of examination results

4.6 External services & supplies

4.7 Advisory services

4.8 Resolution of complaints

4.9 Identification & control of nonconformities

4.10 Corrective action

4.11 Preventive action

- 4.12 Continual improvement
- 4.13 Control of records
- 4.14 Evaluation & audits
- 4.15 Management review

- Review input
- Review activities
- Review output

He elaborated each and every clause in very detailed and interesting manner by giving examples which made us easy to understand. He also gave us some exercise to do.

Day 2: 5th October 2021

Another beautiful day started with a little revision of previous topics. Then he continued with the new clause that is clause 5- Technical requirements. The following are the sub categories under it.

5.1 Personnel

- Personnel qualification
- Job description
- Personnel introduction to the organizational environment
- Training
- Competence assessment
- Review of staff performance
- Continuing education and professional development
- Personnel records

5.2 Accommodation and environmental condition

5.3 Laboratories equipment, reagents & consumables

5.4 Pre examination processes

5.5 Examination processes

5.6 Ensuring quality of examination results

5.7 Post examination processes

5.8 Reporting of result

5.9 Release of result

5.10 Laboratory information management

He explained all the clause in very interesting manner and discussed amongst us. He cleared all our doubts. He gave us some exercises regarding the topics discussed above.

Day 3: 6th October 2021

On 3rd day Dr Dilip Kumar sir came to deliver the lecture. He explained about evaluation and audits. These were the following points discussed in the class.

- General
- Periodic review of requests & suitability of procedures & sample requirements
- Assessment of user feedback
- Staff suggestions
- Internal audit
- Risk management
- Quality indicators
- Review by external organization


We had an interactive session of discussing all the exercises and he cleared our doubts

Day 4: 7th October 2021

On 4th day Dr Neeraj Jain sir came and discussed about the Statistical Quality Control. He gave us many exercise individually and in group also. He divided us in 3 groups to discuss the exercises. He also cleared our doubts regarding the exercises.

Respected Director ma'am of our institute Dr prof. Tanuja Nesari ma'am, Dean Dr Mahesh Vyas sir, Dr Anantram Sharma came and blessed with their words and felicitated our guest Dr Neeraj Jain. We were provided with our certificates of participation.





Regd No. society/west/1014/8901359

MELAP/QMS/2021/T-101



MEDICAL EDUCATION & LEARNING POINT (REGD.)



Certificate

This is to certify that **Shalini Rai**

has successfully completed the training programme on

"Quality Management Systems and Internal Audit in Medical Laboratories as per ISO 15189:2012"
from 04th Oct to 07th Oct 2021

at

All India Institute of Ayurveda Gautampuri, Sarita Vihar New Delhi-110076

Dr. Neeraj Jain
President & Course Director
(MELAP)

1	Department Name/ Cell / Committee	Roga Nidan Evum Vikriti Vigyana
2	Title of the event	Handling of bio medical waste management and segregation
3	Nature of the event	Good clinical lab practices
4	Level (Institutional/university/ inter-university/ state/national/ international)	Institutional
5	Date and Time	07/07/2022 from 2PM-3PM
6	Place or online mode	Clinical pathology laboratory of AIIA
7	Resource Person(s) / Expert(s)/ Guest(s)	Mr Sunit Sharma
8	About Resource Person(s) / Expert(s)/ Guest(s)	Trained in NABL practices, he is working as Lab Quality Manager.
9	Who are Participants	Laboratory staff, PG and PhD scholars
10	Number of participants	23
11	Attendance sheet	Attached
12	Under which scheme	Good clinical lab practices
13	Collaborative agency Government / Govt recognized body	-
14	Sponsoring Agency	All India Institute of Ayurveda
15	Which Grant utilized	Institutional
16	Expenditure	AIIA
17	Objectives (Expected outcomes)	Knowledge and competence on good clinical laboratory practices
18	Is it part of National drive?	Under Bio-Medical Waste management rules.
19	Number of sessions	01
20	Content of the event	Information related to bio medical waste and its management
21	Activities / Process	A CME Lecture followed by demonstration.
22	Integrating issue/s	Proper Handling of Bio-Medical Wastes
23	Achieved Outcomes	Training program was very informative as per the input of participants
24	Infrastructure utilized	Clinical pathology laboratory of AIIA
25	Certification to participant (Sample)	NA
26	Feedback with Analysis-Graphs	NA
27	Scope of improvement / Future event / plan	More such future events to be organized
28	Photographs of activities with captions	NA
29	Media Coverage	Not done
30	Report submitted/ sent to	NABH /Laboratory
31	Award / Recognition for the event	NABH

Signature of Event Incharge

Date

वैद्य शालिनी राय, एम.डी., पीएच.डी. (आयु.)

Vaidya Shalini Rai, M.D., PH. D. (Ayu.)

रोग निदान विकृति विज्ञान विभाग

Deptt. of Roga Nidan Vikriti Vigyan

अखिल भारतीय आयुर्वेद संस्थान, नई दिल्ली-76

All India Institute of Ayurveda, New Delhi-76

Signature of Head

Stamp

प्रो. (डॉ.) आनंद मोरे एम.डी., पीएच.डी. (आयु.)

Prof. (Dr.) Anand More M.D., Ph.D. (Ayu.)

विभागाध्यक्ष - रोग निदान एवम विकृति विज्ञान

Hod - Roga Nidan Evam Vikriti Vigyan

अखिल भारतीय आयुर्वेद संस्थान, नई दिल्ली-110076

All India Institute of Ayurveda, New Delhi-110076



अखिल भारतीय आयुर्वेद संस्थान

ALL INDIA INSTITUTE OF AYURVEDA (AIIA)

(आयुष मंत्रालय, भारत सरकार के अंतर्गत स्वायत्त संस्थान)
(An Autonomous Organization under the Ministry of AYUSH, Govt. of India)

F. No. AIIA/CPL/Trainings/

Dated: 05/07/2022

Office Order

It is to inform that as per the protocol of Good Clinical Laboratory Practices a Quality Management System in AIIA, training session has been organized in reference to the topic of **Handling of Biomedical waste management & segregation** on 07/07/2022 at 2 PM-3 PM in Clinical Pathology Laboratory of AIIA.

Mr. Sunit Sharma will provide training to the staff and the scholars posted in the laboratory through a CME lecture & demonstration. All concerned are informed to attend the training positively.


(Dr. Shalini Rai)

(Incharge, CPL, AIIA)

Copy to:

1. Office of the MS/DMS
2. PPS to Director
3. Guard file

वैद्य शालिनी राय, एम डी, पीएच डी (आयुर्वेद)
Vaidya Shalini Rai, M.D., P.H. D. (Ayurveda)
रोग निदान विकृति विज्ञान विभाग
Deptt. of Roga Nidan Vikriti Vigyan
अखिल भारतीय आयुर्वेद संस्थान, नई दिल्ली
All India Institute of Ayurveda, New Delhi

गौतमपुरी, सरिता विहार, मथुरा रोड, नई दिल्ली -110076

E-mail: aiianewdelhi@gmail.com

Phone: 011-29948658

Fax: 011-29948660



ALL INDIA INSTITUTE OF AYURVEDA (AIIA)

(An Autonomous Organization under the Ministry of AYUSH, Govt. of India)
Gautampuri, Sarita Vihar, New Delhi, 110076

Department of Rog Nidan and Vikriti Vigyan



TRAINING LOG SHEET

Topic of Training: Handling of Bio-Medical waste management & Segregation

S.No.	Date	Personnel Name attending the training	Designation	Signature	Mode of Training Trainer/SUR	Remarks
01	7/7/2022	Vinod Arora (Immuno)	IA	Vinod Arora		Training was provided for handling of bio-medical waste and segregation as per guidelines.
02	7/7/2022	Poonam (Immuno)	LA	Poonam		
03	7/7/2022	Ravi Meespur	LA	Ravi Meespur		
04	7/7/2022	AMIT	Lab. Asst.	AMIT		
05	7/7/2022	Mohini	Lab. Asst.	Mohini		
06	7/7/2022	Sahil	LA	Sahil		
07	7/7/2022	Vivek (Blood bank)	LT	Vivek		

SUR: Self-read and understood

वैद्य शालिनी राय, एम.डी., पी.डी. (अयु.)

Vaidya Shalini Rai, M.D., PH.D. (Ayu.)

रोग निदान विकृति विज्ञान विभाग



अखिल भारतीय आयुर्वेद संस्थान
ALL INDIA INSTITUTE OF AYURVEDA (AIIA)
 Gaidampuri, Sarita Vihar, New Delhi-110076
 Department of Rog Nidan and Vikriti Vigyan
Clinical Pathology Lab

TRAINING LOG SHEET

Topic of Training: *Handling of Bio-Medical waste management & segregation.*

S.No.	Date	Personnel name attending the Training	Designation	Signature	Mode of Training Trainer/ SRU	Remarks
01.	07/07/22	Dr. Sakshi	P.G scholar	Sakshi		
02.	07/07/22	Dr. Yamshi	P.G scholar	Yamshi		
03.	07/07/22	Dr. Nalini	P.G scholar	Nalini		
04.	07/07/22	Dr. Anjali	P.G scholar	Anjali		
05.	07/07/22	Dr. Rashmi	P.G scholar	Rashmi		
06.	07/07/22	Dr. Pushpendra	P.G scholar	Pushpendra		
07.	07/07/22	Dr. Anir	P.G scholar	Anir		
08.	07/07/22	Dr. Shamyra	P.G scholar	Shamyra		
09.	07/07/22	Dr. Pratima	P.G scholar	Pratima		
10.	07/07/22	Dr. Priyanka	P.G scholar	Priyanka		
11.	07/07/22	Dr. Neetu	P.G scholar	Neetu		
12.	07/07/22	Dr. Vivek	P.G scholar	Vivek		
13.	07/07/22	Dr. Rohit	P.G scholar	Rohit		

Dr. I. Shalini Singh, Ph.D. (Ayu.)
 Vaidya Shalini Rai, M.D., Ph.D. (Ayu.)
 रोग निदान विकृति विज्ञान विभाग
 Deptt. of Rog Nidan Vikriti Vigyan
 अखिल भारतीय आयुर्वेद संस्थान, नई दिल्ली-76
 All India Institute of Ayurveda, New Delhi-76

अखिल भारतीय आयुर्वेद संस्थान
ALL INDIA INSTITUTE OF AYURVEDA (AIIA)
 Gaganpur, Sarda Vihar, New Delhi-110016
 Department of Rog Nidan and Vikriti Vigyan
Clinical Pathology Lab

TRAINING LOG SHEET

Topic of Training: Handling of Bio-medical waste management & segregation.

S.No.	Date	Personnel name attending the Training	Designation	Signature	Mode of Training Trainer/ SRU	Remarks
14	07/07/22	Dr. Medha	Pg scholar	Medha.		
15	07/07/22	Dr. Ankita	Pg scholar	Ankita.		
16	07/07/22	Dr. Kavita	Pg scholar	Kavita		
17	07/07/22	Dr. Swathi	Pg scholar	Swathi		
18	07/07/22	Dr. Sidharath	Pg scholar	Sidharath.		
19	07/07/22	Dr. Prateek	Pg scholar	Prateek.		
20	07/07/22	Dr. Manjusha	Pg scholar	Manjusha.		
21	07/07/22	Dr. Keerhaal	Pg scholar	Keerhaal		
22	07/07/22	Dr. Anshu	Pg scholar	Anshu.		
23.	07/07/22	Dr. Jyotsana	Pg scholar	Jyotsana.		

Dr. Dhanraj Raju, M.D., Ph.D. (Ayu.)
 Vaidya Shalini Rai, M.D., Ph.D. (Ayu.)
 योग निवेदन विकृति विज्ञान विभाग
 Deptt. of Roga Nidan Vikriti Vigyan
 जसिल भारतीय आयुर्वेद संस्थान, नई दिल्ली-76
 India Institute of Ayurveda, New Delhi-76

1	Department Name/ Cell / Committee	All India Institute of Ayurveda
2	Title of the event	CME on Basics and Clinical Applications of Radiology
3	Nature of the event	CME on Basics and Clinical Applications of Radiology - Training Event.
4	Level (Institutional/university/ inter-university/ state/national/ international)	Institutional.
5	Date and Time	8 th - 9 th October, 2021
6	Place or online mode	HIMSR, Lecture Theatre, First floor.
7	Resource Person(s) / Expert(s)/ Guest(s)	Dr. Abhinav Jain, Dr. Sandeep Singh, Dr. Swati Naik, Dr. Anura Nigam
8	About Resource Person(s) / Expert(s)/ Guest(s)	Dr. Abhinav Jain and other experts from HIMSR & other organisations.
9	Who are Participants	The scholars of the different departments - 119 participants
10	Number of participants	119 participants.
11	Attendance sheet	Submitted to HIMSR for certificates.
12	Under which scheme	Competence development program for scholars of AIIA
13	Collaborative agency Government / Govt recognized body	JAMIA HAMDARD INSTITUTE OF MEDICAL SCIENCES AND RESEARCH (HIMSR)
14	Sponsoring Agency	AIIA
15	Which Grant utilized	Institutional
16	Expenditure	119,000 and approx 75,000/- for vehicle \approx 2.00 lakhs.
17	Objectives (Expected outcomes)	Competence development in scholars for the interpretation of Radiological Images.
18	Is it part of the National drive?	No
19	Number of sessions	14 sessions in 2 days
20	Content of the event	The basics and Interpretation of Radiological images in X-Ray, CT scan.
21	Activities / Process	Audio visual training, discussions, Interaction, Quiz, hands-on.
22	Integrating issue/s	Competence development in scholars.
23	Achieved Outcomes	Knowledge of interpretation of radiological images of X-Ray, CT scan, USG, BMD, MCG.

All India Institute of Ayurveda

24	Infrastructure utilized	The stage, manpower and Audio-visual aids
25	Certification to the participant (Sample)	Not applicable
26	Feedback with Analysis-Graphs	Not applicable
27	Scope of improvement / Future event / plan	More such future events to be organized along with other cultural programs
28	Photographs of activities with captions	Attached with report
29	Media Coverage	Not done
30	Report submitted/ sent to	Annual report
31	Award / Recognition for the event	In Annual Report


Signature of Event In-charge
Date


Signature of Head
Stamp

वैद्य शालिनी राय, एम डी., पीएच. डी. (आयु.)
Vaidya Shalini Rai, M.D., Ph.D. (Ayu.)
रोग निदान विकृति विज्ञान विभाग
Deptt. of Roga Nidan Vikriti Vigyan
अखिल भारतीय आयुर्वेद संस्थान, नई दिल्ली-76
All India Institute of Ayurveda, New Delhi-76

प्रो. (डॉ.) आनंद मोरे एम. डी., पीएच. डी. (आयु.)
Prof. (Dr.) Anand More M.D., Ph.D. (Ayu.)
विभाग प्रमुख - रोग निदान एवम विकृति विज्ञान
Hod - Roga Nidan Evam Vikriti Vigyan
अखिल भारतीय आयुर्वेद संस्थान, नई दिल्ली-76
All India Institute of Ayurveda, New Delhi-76

Z-50/173/2021-AIIA-Part(2)
Implementation of Annual Action Plan 2021 RNVV

Note # 1

In reference to the implementation of the Annual Action Plan for the Department of Roga Nidan, as per the discussion and directions of Competent Authority, a **two days CME** on **Basics and Clinical Applications of Radiology** has been planned for the scholars of the institute for Radiology training in Jamia Hamdard in coordination with **Dr. Abhinav Jain, HOD, Radiodiagnosis, Hamdard Institute of Medical Sciences & Research (HIMSR) at Hamdard Nagar in New Delhi.** the discussions were done through email to finalize the program (Attached email PDF)

Radiology training is essential for the participants to aid in correct clinical diagnosis and interpretation and in improving the clinical accumen of the consultants and to interpret the research results. It is very essential to all the departments scholars.

Hamdard Institute of Medical Sciences & Research (HIMSR) at Hamdard Nagar in New Delhi is an ambitious project of Jamia Hamdard aimed at furthering its scope in the life sciences and health domains and providing quality healthcare at an affordable cost. Deemed as a Self-financing, Unaided Private Institute, HIMSR is affiliated to Jamia Hamdard, New Delhi. Jamia Hamdard is awarded with Deemed University status and NAAC A Accredited.

The dates finalized for the CME are **8th and 9th of October, 2021 in Jamia Hamdard.**

Viewing the best interest of the scholars and the reduced number of COVID cases, it is proposed that the CME will be **conducted physically in Jamia Hamdard** following COVID appropriate behavior.

The **cost of the training is intimated as Rs. 1000/- head** which includes tea-snacks, working lunch, basic training material arrangement, arrangement of resource for the lectures.

It was proposed to conduct this CME for about 130 - 150 people. However as per the **list of scholars and faculty nominated by the department the total number is 119 .** (List attached) .

The total cost of CME for 119 people will be Rs. 119,000/- (One lakh nineteen thousand only).

As per the telephonic communication, it has been informed that **30% of the amount has to be paid in advance** for the printing of basic reading material, arrangement of foods, snacks etc. which amounts to **Rs. 35,700/- only.**

The account details and cancelled cheque for the payment are attached.

Timely Conveyance facility will be required for taking the scholars to and back from **Jamia Humdard for the two days**, the approximate cost of which will be about **Rs. 75,000/-** for the above mentioned numbers.

The file is submitted please for **financial and istrative** approval.
If accorded approval advance payment of Rs. 35,700/- may be made and facility for conveyance needs to be arranged for the smooth conduction of the program.

Submitted please.

Page: 1

04/10/2021 8:41 PM

SHALINI RAI
(ASST_PROF(RNVV))

Note # 2

submitted for istrative and financial approval.

05/10/2021 10:40 AM

MORE ANAND
(HOD(RNVV))

Note # 3

Note # 1 submitted for approval.

05/10/2021 12:01 PM

UMESH TAGADE
(JOINT DIRECTOR)

Note # 4

Approved as proposed as per rule.

05/10/2021 3:20 PM

TANUJA MANOJ NESARI
(DIRECTOR)

Note # 5

For necessary action.

Page: 2

05/10/2021 3:38 PM

UMESH TAGADE
(JOINT DIRECTOR)

Note # 6

As per approval at note#4, prepared sanction order for payment of advance of Rs.35,700/- to **Jamia Humdard**, is attached at draft for signature please.

06/10/2021 11:50 AM

RAKHI CHAUHAN
(DEO(ADMIN))

Note # 7

As per approval of the Competent Authority, sanction for advance payment to Jamia Institute for organization of two days workshop on radiology for scholars of AIIA issued.

06/10/2021 12:17 PM

ASHUTOSH NARAYAN PRATIHA
(SENIOR ADMIN OFFICER)

Note # 8

Issued sanction order has been send to accounts division. please do the needful.

06/10/2021 12:22 PM

RAKHI CHAUHAN
(DEO(ADMIN))

Note # 9

As per approval an amount of Rs. 35,700/- after deduction of TDS @10% has been released i.f.o. Hamdard Institute through PFMS Txn ID C082128139021 dated 08.10.2021.

Page: 3

08/10/2021 12:10 PM

ANIL KUMAR
(ACCOUNTS OFFICER)

Note # 10

08/10/2021 12:26 PM

UMESH TAGADE
(JOINT DIRECTOR)

Note # 11

In reference to above, as accorded approval at note #6 by the Competent Authority, it is submitted that the two days CME has been conducted successfully and Satisfactorily.

A demand Note has been received form HOD, Radiodiagnosis, Convener of the CME requesting for the balance payment of the CME training of **Rs. 119,000/- only (Rs. One lakh nineteen thousand only) to the Hamdard Institute of Medical Sciences and Research**, the account details of which are attached.

The report of the CME is attached herewith.
It is also certified that the two days CME training was **conducted satisfactorily.**

The payment may be released for the balance amount if accorded approval of the Competent Authority.

Submitted Please.

26/10/2021 6:43 PM

SHALINI RAI
(ASST_PROF(RNVV))

Page: 4

Note # 12

summitted for needful further necessary action.

27/10/2021 3:06 PM

MORE ANAND
(HOD(RNVV))

Note # 13

Pl examine.

27/10/2021 3:23 PM

UMESH TAGADE
(JOINT DIRECTOR)

Note # 14

27/10/2021 6:00 PM

ANIL KUMAR
(ACCOUNTS OFFICER)

Note # 15

Subject: Payment for conducting 2 days CME on 8-9 October, 2021

The proposal as at Note #1 approved by C/A at Note#4.

At Note#11, balance payment of Rs. 83,300 (119000-35700) recommended for release to Hamdard Institute.

For release of final payment:

1. Work assignment letter to Hamdard Institute may be provided for conducting the training at AIIA.
2. Verified attendance sheet of approved participants may be attached.
3. Utilisation Certificate (UC) may be obtained from Hamdard Institute.

For clarifications may be f/w pl.

Page: 5

02/11/2021 12:11 PM

BANSAL VIRENDRA
(ACCT_MANAGER_OS)

Note # 16

Forwarded as proposed.

02/11/2021 12:25 PM

ANIL KUMAR
(ACCOUNTS OFFICER)

Note # 17

In reference to Note # 15,

it is submitted that the work assignment letter to Hamdard Institute is attached at page 11 of correspondence.

The attendance of the participants was not marked on two days. The scholars from AIIA participated in the CME as a proof of which images are attached in the report submitted.

Utilization Certificate will be submitted by the Institute after the payment of the pending amount.

The above clarifications are submitted for further needful and release of pending amount to Hamdard Institute of Medical Sciences and Research

Submitted please.

02/11/2021 5:43 PM

SHALINI RAI
(ASST_PROF(RNVV))

Page: 6

Note # 18

02/11/2021 5:53 PM

ANIL KUMAR
(ACCOUNTS OFFICER)**Note # 19**

Subject: Payment for conducting 2 days CME on 8-9 October, 2021

The observation at Note#15 clarified by concerned department.

Payment may be released as:

Total amount	Rs. 1,19,000
(-) Advance	35,700
To be released	83,300

Submitted for approval of payment of Rs. 83,300/- to Hamdard Institute of Medical Sciences and Research pl.

02/11/2021 6:02 PM

BANSAL VIRENDRA
(ACCT_MANAGER_OS)**Note # 20**

03/11/2021 11:06 AM

ANIL KUMAR
(ACCOUNTS OFFICER)**Note # 21**

Note # 19 submitted for approval.

Page: 7

03/11/2021 11:59 AM

UMESH TAGADE
(JOINT DIRECTOR)**Note # 22**

Approved as proposed as verified at Note#20.

03/11/2021 4:45 PM

TANUJA MANOJ NESARI
(DIRECTOR)**Note # 23**

03/11/2021 5:22 PM

UMESH TAGADE
(JOINT DIRECTOR)**Note # 24**

Payment of balance amount of Rs.83,300/- (Rupees eighty three thousand three hundred only) [(Rs.1,19,000/-) - (Rs.35,700)] = Rs.83,300/-] to M/s Hamdard Institute of Medical Sciences & Research, Hamdard Nagar, New Delhi in connection with two days CME/Workshop was conducted on Radiology Training for scholars of AIIA in Hamdard Institute, New Delhi which has held on 8th and 9th October, 2021.

In this regard, a sanction order is attached for approval and signature please.

08/11/2021 5:38 PM

Note # 25

10/11/2021 10:56 AM

ASHUTOSH NARAYAN PRATIHAST
(SENIOR ADMIN OFFICER)

Note # 26

Sanction order issued. Please release Payment of balance amount of Rs.83,300/- (Rupees eighty three thousand three hundred only) [(Rs.1,19,000/-) - (Rs.35,700) = Rs.83,700/-] to M/s Hamdard Institute of Medical Sciences & Research, Hamdard Nagar, New Delhi in connection with two days CME/Workshop was conducted on Radiology Training for scholars of AIIA in Hamdard Institute, New Delhi which has held on 8th and 9th October, 2021.

10/11/2021 11:52 AM

ARUNA KUMARI
(DEO(O/O JT_DIR))

Note # 27

10/11/2021 12:37 PM

ANIL KUMAR
(ACCOUNTS OFFICER)

Note # 28

Payment arranged vide PFMS txn no. C112109969407 dated 11.11.2021 of Rs. 74,970/- after deduction of TDS@10% u/s 94J

11/11/2021 3:49 PM

Page: 9

RAHUL JHA
(DEO(ACCNT))

I/2021/RNVV

REPORT ON TWO DAYS CME ON BASICS AND CLINICAL APPLICATIONS OF RADIOLOGY,8th and 9th October, 2021, Hamdard Institute of Medical Sciences and Research (HIMSR)

A two days Radiology Continuing Medical Education (CME) on Basics and Clinical Applications of Radiology was conducted on 8th and 9th of October, 2021 for 119 scholars and participants from AIIA in Hamdard Institute of Medical Sciences, Auditorium 1 and 2, First Floor. The session commenced at 9:00 AM on both the days. The details of the lectures and the hands-on sessions on the two days is as follows.

Day 1

✱ Lecture 1, Topic: - Introduction to radiology by Dr. Abhinav Jain, Asso. Prof. and HOD, Department of Radiodiagnosis, HIMSR and HAHC, New Delhi

- Invention of radiology.
- Regulatory body of diagnostic radiology in India.
- Dose limitations of patients as well as working personnel in radiology unit.
- Safety measures taken by the technician before exposure to the radiation.
- Brief description of dosimeter.

✱ Lecture 2, Topic: - Chest radiographs by Dr. Swati Naik, Senior Consultant and HOD, Department of Radiodiagnosis, Batra Hospital, New Delhi

- X ray reading under 3 heads
 1. Pre read covers patient details requires for its authentication.
 2. Quality control parameters determining correctness of the x ray.
 3. Pathological findings and their interpretation.
- Identifying interpretations like consolidation, collapse, nodule etc.

✱ Lecture 3, Topic: - Abdominal radiographs by Dr. Swati Naik, Senior Consultant and HOD, Department of Radiodiagnosis, Batra Hospital, New Delhi

- Different views and their relevance.
- Approach to abdominal Xray.
- Pathological findings and their interpretations.

✱ Lecture 4, Topic: - musculoskeletal radiographs, Dr. Sandeep Kumar, Prof. and HOD, Department of Orthopaedics, HIMSR and HAHC, New Delhi

- Conditions for musculoskeletal X- ray 3T^s.
- Rule of 2
- Differentiating features for tumors.

✱ Lecture 5, Topic: - Hysterosalpingography by Dr. Aruna Nigam, Prof. and HOD, Department of Obstetrics and Gynaecology, HIMSR and HAHC, New Delhi

- Pre-requisites (indications and contraindications) for the procedure.
- Instruments required.
- Pathological findings and their interpretations.

- ✧ Lecture 6, Topic: - Basics of ultrasound by Dr. Aadil Malik, Senior Resident, Department of Radiodiagnosis, HIMSR and HAHC, New Delhi

- Basic principle of ultrasound.
- Different types of transducers and their clinical application.
- Pathological findings and their interpretations.

- ✧ Lecture 7, Topic: - Cardiovascular imaging X ray by Dr. Ruzina Firdose, Assistant Prof., Department of Radiodiagnosis, HIMSR and HAHC, New Delhi

- Anatomical location of heart.
- Physiological location of different structures of cardiovascular system.
- Pathological findings and their interpretations.

Day 2

- ✧ Lecture 1, Topic: Clinical Scenarios and imaging by Dr. Abhinav Jain, Asso. Prof. and HOD, Department of Radiodiagnosis, HIMSR and HAHC, New Delhi

- Basis principles of X Ray - chest
- Difference between CT scan and MRI.
- Normal and pathological interpretation of CT scan abdomen.
- Basics of USG scan in obstetrics
 - 1) Dating scan
 - 2) N T scan
 - 3) level 2 scan
 - 4) Growth scan
 - 5) Doppler and biophysical profile.

- ✧ Lecture 2, Topic: Basic of CT Scan, Dr. Vishal Goyal, Consultant radiologist, Max Group of Hospitals, Gurugram

- Introduction and Basic principles of CT scan.
- Golden points for CT interpretation
- To differentiate between CT plain and CT contrast and their indications.

- ✧ Lecture 3, Topic: - CT Head by Dr. Vishal Goyal, Consultant radiologist, Max Group of Hospitals, Gurugram

- Basic principles of CT Head
- Anatomy of Brain in respect to radiology.
- Different pathological interpretation of CT Head.

- ✧ Lecture 4, Topic: - Basic of nuclear medicine by Dr. Priyanka Mattoo, Asst. Prof. Department of Radiodiagnosis, HIMSR and HAHC, New Delhi

- Introduction, history and basics of nuclear medicines.

/2021/RNVV

REPORT ON TWO DAYS CME ON BASICS AND CLINICAL APPLICATIONS OF RADIOLOGY,8th and 9th October, 2021, Hamdard Institute of Medical Sciences and Research (HIMSR)

- Types of nuclear medicines like Bone and Joint Scan, Gallium Scan and it's procedures.
- Importance of Technetium dye Tc 99m in diagnosis.
- Introduction to basic of PET, SPECT.

✱ **Hands On Activities**

Activity 1, Topic : Hands on exercises on Chest , Abdominal and Musculoskeletal radiography

Discussed by:- Dr. Abhinav Jain , Dr. Nehal Ahmed and Dr. Kriti Malhotra

Cases discussed - plueral effusion, emphysema , metastasis, empyema , consolidation, tuberculosis, atelectsis lungs, lung abscess, peritonitis, small n large bowel obstruction, pancreatitis, renal calculus, osteomalacia, osteoarthritis.

✱ Activity 2, Topic : Hands on excercise on CT and MRI different cases

Discussed by:- Dr. Abhinav Jain, Dr. Nehal Ahmed and Dr. Kriti Malhotra

Cases discussed:- infraction, sub Dural hamorrhage, epidural heamorrhage, subarachnoid heamorrhage , trauma and facture of skull.

✱ Valedictory Session -

Prize distribution of quiz conducted on Day 1.

Certificate distribution to all the participants.

The two days CME training had arrangements for refreshments and lunch. All the sessions of the two days were informative and were very much appreciated by all the scholars and participants. The sessions were also very interactive and was a really a knowledge feast for the participants. It is expected that in future also, such CME trainings must be continued for the scholars for refreshing their clinical expertise for diagnosis and scientific evidencing of Ayurveda.

7311/2021/RNVV

REPORT ON TWO DAYS CME ON BASICS AND CLINICAL APPLICATIONS OF RADIOLOGY,

8th and 9th October, 2021, Hamdard Institute of Medical Sciences and Research (HIMSR)

Glimpses of the two days CME In Photographs –




Welcome of the participants and the faculty members in the CME




The lectures in The CME by the resource persons

**REPORT ON TWO DAYS CME ON BASICS AND CLINICAL APPLICATIONS OF RADIOLOGY,
8th and 9th October, 2021, Hamdard Institute of Medical Sciences and Research (HIMSR)**



Felicitation and the honor of the Resource persons of the CME




The Valedictory Ceremony of the two days CME and blessings by the Senior Faculty, HIMSR & HAHC

7311/2021/RNVV

REPORT ON TWO DAYS CME ON BASICS AND CLINICAL APPLICATIONS OF RADIOLOGY,
8th and 9th October, 2021, Hamdard Institute of Medical Sciences and Research (HIMSR)



The experts and the participants of the CME interacting in the sessions



The participants listening attentively to the CME Lectures



HIMSR

Hamdard Institute of Medical Sciences & Research

CME

BASICS AND INTERPRETATION OF RADIOLOGICAL TECHNIQUES

CERTIFICATE OF APPRECIATION

Dr. from All India Institute of Ayurveda has participated as a trainee in two days CME on Basics and interpretation of Radiology techniques held on 8th and 9th October 2021, organized by Department of Radiodiagnosis, Jamia Hamdard Institute of Medical sciences and Research, held at Jamia Hamdard Institute of Medical sciences and Research, New Delhi.

Dr. Abhinav Jain
Course Convener

Dr. Mridu Dudeja
Dean, HIMSR



HIMSR

Hamdard Institute of Medical Sciences & Research

CME

ON BASICS AND CLINICAL APPLICATIONS OF RADIOLOGY

For Undergraduate Students

held on 8th and 9th October, 2021

at Hamdard Institute of Medical Sciences and Research, New Delhi

TIMINGS	DURATION	TOPIC	PRESENTER
Day 1: 08/10/2021			
09:00 - 09:45	45 minutes	Introduction to Radiology	Dr. Abhinav Jain
09:45 - 10:30	45 minutes	Chest Radiographs	Dr. Swati Naik
10:30 - 11:00	30 minutes	Abdominal Radiographs	Dr. Swati Naik
11:30 - 12:00	30 minutes	Musculoskeletal Radiographs	Dr. Sandeep Kumar
11:30 - 12:00		Inauguration	
12:00 - 01:00	60 minutes	Hands on Exercise on Chest, Abdominal and Musculoskeletal radiographs	Dr. Abhinav Jain, Dr. Nehal Ahmed & Dr. Kriti Malhotra
01:00 - 02:00		LUNCH	
02:00 - 02:45	45 minutes	Genitourinary Imaging	Dr. Aruna Nigam
02:45 - 03:15	45 minutes	Cardiovascular & Misc Imaging	Dr. Ruzina Firdose
03:15 - 04:00	45 minutes	Basics of Nuclear Medicine	Dr. Priyanka Mattoo
Day 2: 09/10/2021			
09:00 - 09:45	45 minutes	Basics of MRI	Dr. Parveen Gulati
09:45 - 10:30	45 minutes	Clinical Scenarios & Imaging	Dr. Abhinav Jain
10:30 - 11:15	45 minutes	Basics of CT	Dr. Vishal Goel
11:15 - 12:00	45 minutes	CT Head	Dr. Vishal Goel
12:00 - 01:00	60 minutes	Hands on CT & MRI	Dr. Abhinav Jain, Dr. Nehal Ahmed & Dr. Kriti Malhotra
01:00 - 02:00		LUNCH	
02:00 - 02:45	45 minutes	CT Chest & Abdomen	Dr. Nehal Ahmed
02:45 - 03:15	45 minutes	Basics of Ultrasound	Dr. Aadil Malik
03:15 - 04:00	45 minutes	Quiz, Prize & Certificate Distribution	
04:00 - 04:45	45 minutes	Doubt Clearing Session	Dr. Abhinav Jain